

Company Giving in the UK

DSC Almanac: 2013

Total support given to UK charities and communities by top companies

£603,000,000

Total CASH given to UK charities and communities by top companies

£470,500,000



£7.45

per person in the UK

Giving as a percentage of pre-tax profits



Cash

Total support



The **top 3** causes supported are community & social welfare, education, children & young people.



The most **MONEY** goes to educational projects.



Compared to last year total support has **FALLEN:** -27%



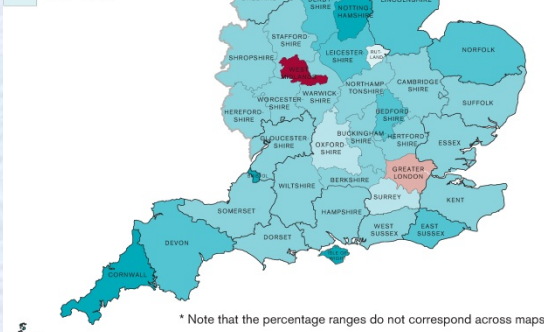
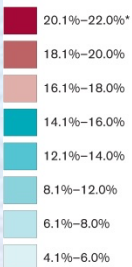
Compared to last year **CASH** giving has **FALLEN :** -16%



20% of companies give 90% of the cash

Companies give around their offices and branches **NOT** according to where the **NEED** is...


Proportion of area in income deprivation




* Note that the percentage ranges do not correspond across maps.



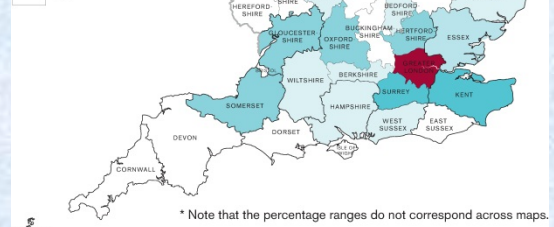
Deprivation



Cash grants



Proportion of cash donations given to area



* Note that the percentage ranges do not correspond across maps.

DSC wants:

More companies giving

Companies giving more

Better company giving

To download the full Company Giving Almanac click [HERE](#).